




## Tabela indicativa do ANTIFOULING Plastimo

Pés	20	25	28	30	33	35	38	43	48
Metros	6	7.5	8.5	9	10	10.7	11.5	13	14.5
	2.75 L	4.5 L	5.75 L	6.5 L	8 L	9 L	10.5 L	13.5 L	16.75 L
	3.25 L	5 L	6.25 L	7 L	8.75 L	9.75 L	11.5 L	14.75 L	18.25 L
	2.25 L	3.25 L	4.25 L	5 L	6 L	6.25 L	7.5 L	8 L	9.5 L